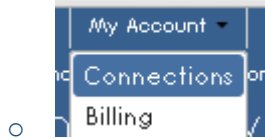


How to Add Connection for Portal

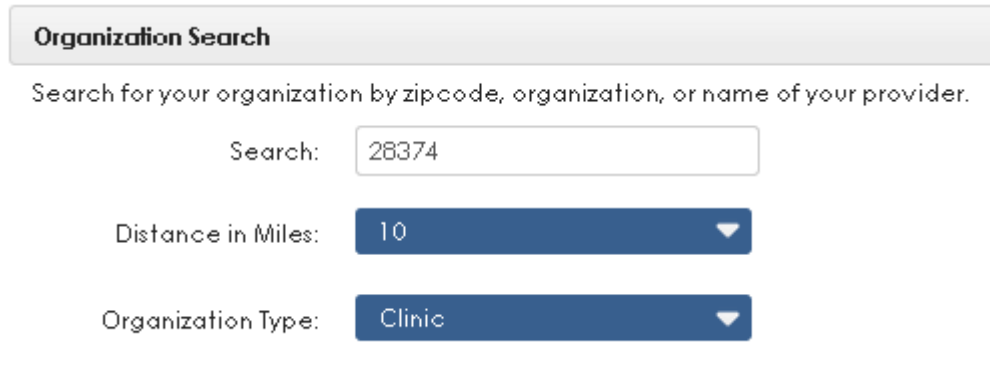
- Go to My Account
- Select Connections



- Select Add Connection



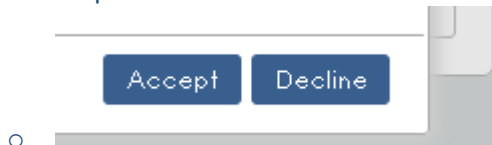
- Type in 28374

A screenshot of a search form titled 'Organization Search'. Below the title is the instruction: 'Search for your organization by zipcode, organization, or name of your provider.' There are three input fields: 'Search:' with the value '28374', 'Distance in Miles:' with a dropdown menu set to '10', and 'Organization Type:' with a dropdown menu set to 'Clinic'.

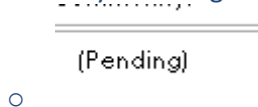
- Select Pinehurst Medical
- Select Connect



- Select Accept for the ROI data



- It should say "Pending" and you will get a pending connection email.



- Once we match you up from the connection request message, then you will be able to see your data.